

From a simple internal access
in scaffolding,
to stairway towers
in public areas and
places of assembly, plus a
vast variety of special solutions

Quality management
certified according to
ISO 9001: 2000
by German TÜV-CERT


Temporary Accesses



Layher® 

More Possibilities. The Scaffolding System.

Internal access with storey ladders in hatch-type decks



The low-cost variant for upward access in scaffolding: hatch-type decks - with the same function as scaffolding decks - comprise work decks, a stiffening element and access inside the scaffolding structure, allowing material to be transported to a limited extent.

Depending on the requirements and conditions of use, you can select Layher hatch-type decks in steel or aluminium versions or in an aluminium-plywood combination. The ladders are available either for suspension (in steel), or already integrated into the deck (in aluminium), the integrated ladder favouring faster construction and being theft proof. For work on the access deck, the ladder is removed if loose or simply folded up if integrated. A hatch closes off the access opening.

Max. construction height: 80 m after type testing.

<u>Access decks with integrated ladder</u>	3851.257	U-hatch-type access deck, aluminium, 2.57 m
3838.257 U-robust hatch-type access deck, 2.57 m long	3851.307	U-hatch-type access deck, aluminium, 3.07 m
3838.307 U-robust hatch-type access deck, 3.07 m long	3813.207	U-hatch-type access deck, steel, 2.07 m long
3852.257 U-hatch-type access deck aluminium, 2.57 m	3813.257	U-hatch-type access deck, steel, 2.57 m long
3852.307 U-hatch-type access deck aluminium, 3.07 m	3858.157	U-robust hatch-type access, hatch offset, 1.57 m
3859.257 U-robust hatch-type access hatch offset, 2.57 m	3858.207	U-robust hatch-type access, hatch offset, 2.07 m
3859.307 U-robust hatch-type access hatch offset, 3.07 m	3858.257	U-robust hatch-type access, hatch offset, 2.57 m
<u>Accesses without ladder</u>	3858.307	U-robust hatch-type access, hatch offset, 3.07 m
3851.157 U-hatch-type access deck, aluminium 1.57 m	4005.007	Access ladder
3851.207 U-hatch-type access deck, aluminium, 2.07 m		

Modular stairway



With the Layher modular stairway, access possibilities that always fit and that match the system can be constructed. Any intermediate dimension can be achieved without ad-hoc solutions simply by fitting together the individual stairway parts.

The stairway rises 20 cm from step to step; at the top the initial section is flush with the floor of the stairway tower, while at the bottom the end section with scaffolding spindles is used for precise levelling.

Height differences of up to 1.5 m can be bridged; permissible load-bearing capacity of stairway: 3.0 kN/m², individual weights of stairway parts less than 11 kg.

A wide variety of applications thanks to modular design. Little space needed for transport and assembly; long service life.

2637.060 U-stairway top element, 0.6 m wide
2637.095 U-stairway top element, 0.95 m wide



2638.060 Stairway central element, 0.6 m wide
2638.095 Stairway central element, 0.95 m wide



2639.060 Stairway bottom element, 0.6 m wide
2639.095 Stairway bottom element, 0.95 m wide



Landing-type stairway tower



With the landing-type stairway, it is simple to construct a 4-standard stairway tower, either integrated into the scaffolding or as a free-standing access structure anchored on the building. Both parallel and opposite stairways are possible here.

There is no hindrance to work on scaffolding with this version.

Permissible load-bearing capacity 2.0 kN/m².

2607.140 Allround O-ledger 1.40 m, as guardrail


2613.140 Allround U-ledger 1.40 m, as deck ledger

For other components, see the landing-type stairway in SpeedyScaf or Allround Scaffolding,

e.g.:

U-start ledger,
Landing-type stairway,
Stair guardrail,
Internal guardrail.

Compact stairway tower



The Layher compact stairway tower fits into many stairway recesses in buildings and conforms in its regular version to German regulations on stairways for building work.

The use of Layher Allround standard parts means that only 3 additional parts are needed. The stairway tower can also be used to access Allround work scaffolding structures.

Permissible load capacity: 2.0 kN/m².

Assembly height up to 10.0 m without verification, covered by GS symbol; other assembly heights possible with individual verification; storey heights from 2.5–3.0 m (A = additional height equalization of 250 mm possible by using U-downstand ledger, 1.40 m). Thanks to variable ground plan, fits into most stairway recesses; min. external dimensions: as tower 1.55 m x 1.75 m, as parallel stairway 0.90 m x 3.30 m.

2636.125 U-stairway, 1.25 x 0.6 m


2608.140 U-downstand ledger, 1.4 m

2636.078 Gap cover, 0.79 m

2636.125



2608.140



2636.078



Landing-type stairway in SpeedyScaf



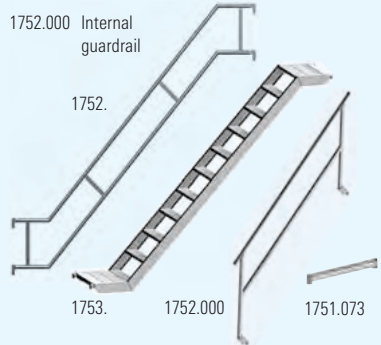
More safety, convenience and speed when ascending the tower is offered by the Layher landing-type stairway. Material transport is facilitated by the additional use of the work decks as all-round walkways.

Can be used both in Layher's SpeedyScaf and in Layher's Allround Scaffolding.

The external landing-type stairway tower is covered by the SpeedyScaf approvals as scaffolding access in its regular version (up to 24 m); this means that with the required load capacity of 1.0 kN/m² no further verification is needed.

Maximum construction height: 40 m depending on structural analysis. Permissible load capacity of landing-type stairway: 2.0 kN/m².

- 1751.073 U-start ledger, 0.73 m
- 1753.257 U-landing-type stairway of aluminium, 2.57 m
- 1753.307 U-landing-type stairway of aluminium, 3.07 m
- 1752.257 Stairway guardrail for SpeedyScaf, 2.57 m
- 1752.307 Stairway guardrail for SpeedyScaf, 3.07 m



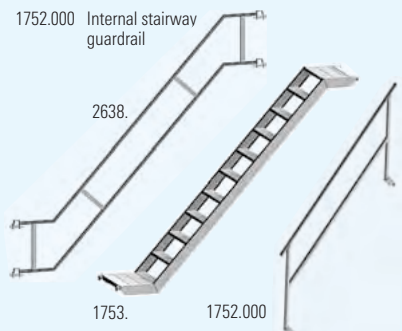
Landing-type stairway in Allround Scaffolding



Version in Allround Scaffolding

Maximum construction height:
40 m depending on structural analysis.

- 2613.073 Allround U-ledger, 0.73 m
- 1753.257 U-landing-type stairway of aluminium, 2.57 m
- 1753.307 U-landing-type stairway of aluminium, 3.07 m
- 2638.257 Stairway guardrail, 2.57 m
- 2638.307 Stairway guardrail, 3.07 m
- 2637.000 Stairway guardrail adaptor
- 1752.000 Internal stairway guardrail



Allround construction stairway tower 200, 12-standard



With the Allround construction stairway tower 200, 12-standard, each stairway is assembled from 2 separate U-stairway stringers 200, with standard decks used as steps.

On the one hand this makes the weight/volume of the individual parts lower, the proportions of standard material higher, and the additional costs lower, and also permits even more variants in the stairway width.

U-stairway stringer 200, 10-step:

Permissible load 2.0 kN/m² with a stair flight width of 1.09 m.

Stairway dimensions: riser $s = 20.0$ cm; tread $a = 24.0$ cm; undercut $u = 8.0$ cm.

Maximum construction height: 78 m depending on structural analysis.

10 decks per stairway.

2638.010 Allround U-stairway stringer, 10-step, riser 20 cm; fitting in scaffolding bay 2.57 m long and 2.0 m high.



Stairway tower 500, 16-standard



Separate stringers and standard decking ensure variable widths for the stairway (1.09 m, 1.28 m, 1.57 m, 2.07 m). This keeps the weight and the volume of the components low and permits a high proportion of standard Layher Allround material to be used.

Local regulations may dictate smaller stair widths than 2.07 m. Please check valid regulations with your local Layher subsidiary.

The 16-standard ground plan of the stairway tower 500 allows both temporary and stationary stairway tower structures of high loading capacity to be build.

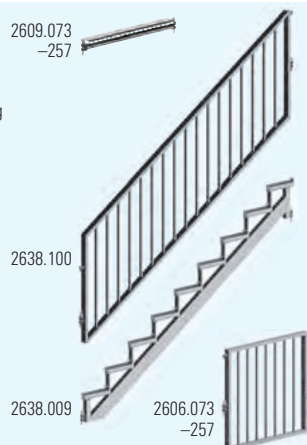
The stairway tower 500 with child safety guardrails is used for preference in public areas, e. g. road crossings during construction work, stairways in public buildings for the duration of building work, or as escape stairway towers.

U-stairway stringer 500, 9-step:

Permissible load 5.0 kN/m² with a stair flight width of 2.07 m.

Stairway dimensions: riser $s = 20.0$ cm; tread $a = 27.5$ cm; undercut $u = 4.5$ cm.

2638.100	Stairway stringer 500, 9-step, suitable for No. 2638.009	2609.073 -257
2638.009	U-stairway stringer, 9-step; riser 20 cm; fitting in scaffolding bay 2.57 m long and 2.0 m high.	
2606.073	Guardrail with child safety feature, 0.73 m	
2606.109	Guardrail with child safety feature, 1.09 m	
2606.140	Guardrail with child safety feature, 1.40 m	
2606.157	Guardrail with child safety feature, 1.57 m	
2606.207	Guardrail with child safety feature, 2.07 m	
2606.257	Guardrail with child safety feature, 2.57 m	
2609.073	O-ledger with gap cover, 0.73 m	
2609.109	O-ledger with gap cover, 1.09 m	
2609.140	O-ledger with gap cover, 1.40 m	
2609.157	O-ledger with gap cover, 1.57 m	
2609.207	O-ledger with gap cover, 2.07 m	
2609.257	O-ledger with gap cover, 2.57 m	



Stairway tower 750, 16-standard



The 16-standard stairway tower 750 with child safety guardrail is used mainly in places of public assembly. Its features are the high loadbearing capacity of the U-stairway stringer 750 and the reduced stairway riser.

U-stairway stringer 750, 8-step:

Permissible load 7.5 kN/m² with a stair flight width of 2.07 m.

Stairway dimensions: riser $s = 16.6$ cm; tread $a = 31.5$ cm; undercut $u = 0.5$ cm.

Local regulations may dictate smaller stair widths than 2.07 m. Please check valid regulations with your local Layher subsidiary.

A height adjustment outside the 2.0 or 1.5 m standard dimension is achieved with 5-step stairway stringers (1.0 m high). Alternatively, the stairway stringers 500 and 750 can also be combined in the stairway tower structure.

8 decks per standard stairway.

2638.101 Stairway guardrail 750, 8-step, suitable for No. 2638.008

2638.008 U-stairway stringer 750, 8-step

2606.073 Guardrail with child safety feature, 0.73 m

2606.109 Guardrail with child safety feature, 1.09 m

2606.140 Guardrail with child safety feature, 1.40 m

2606.157 Guardrail with child safety feature, 1.57 m

2606.207 Guardrail with child safety feature, 2.07 m

2606.257 Guardrail with child safety feature, 2.57 m

2609.073 O-Ledger with gap cover, 0.73 m

2609.109 O-Ledger with gap cover, 1.09 m

2609.140 O-Ledger with gap cover, 1.40 m

2609.157 O-Ledger with gap cover, 1.57 m

2609.207 O-Ledger with gap cover, 2.07 m

2609.257 O-Ledger with gap cover, 2.57 m

2609.073
-257

2638.101

2638.008

2606.073
-257

Modular stairway 500



For height adjustment outside the 2 m standard dimension in the Allround 500 stairway towers; intermediate dimensions possible in 20 cm standard steps by fitting the parts together.

As for the stairway tower 500, individual stringers are provided with standard decks for the necessary stairway width in question, with the stairway not being interrupted by landings. Precise adjustment to the ground is achieved with base plates and the stairway guardrails provide the necessary safety, on the one hand by preventing removal of the steps and on the other hand by filler bars as a child safety feature.

Permissible load-bearing capacity 5.0 kN/m².

Stairway dimensions as for the U-stairway stringer 500.

0712.650 Modular stairway 500, step 2.07 m wide

0712.967 Modular stairway 500, step 1.57 m wide

0712.968 Modular stairway 500, step 1.09 m wide

0712.887 Ledger 0.215 m

0712.656 Modular stairway 500, upper part

0712.657 Modular stairway 500, centre part

0712.658 Modular stairway 500, lower part

0712.682 Modular stairway 500, spigot

0712.659 Modular stairway 500, guard rails, 4 pcs.

0713.485 Modular stairway 500, guard rail upper part

0713.486 Modular stairway 500, guard rail centre part

0713.487 Modular stairway 500, guardrail lower part

0712.650

0712.656

0712.682

0712.658

0712.657

0712.659